



**CASH Prime Value Equity OFC (the "OFC")  
is a unit trust established under the laws of Hong Kong (registration number: BRS794)**

## Important Information

- Investment involves risks. Investors should read the Explanatory Memorandum and Key Fact Statement to understand information including risk factors before they apply for the OFC.
  - Investment risk: Investment in the OFC is subject to risks inherent in the underlying assets into which the OFC may invest. Accordingly, there is a risk that investors may not recoup the original amount invested in the OFC or may lose a substantial part or all of their initial investment.
  - Risk of fluctuation in net asset value of the OFC: The net asset value of the OFC may rise and fall in stead of rising every day steadily. The main reasons for the fluctuation of net asset value are:
    - Volatility in stock prices: Prices of the underlying stocks invested may rise and fall which may lead to volatility of the net asset value of the OFC.
    - The investment through the Stock Connect may involve additional risks (e.g. quota limitations, operational risk, suspension risk, regulatory risk, taxation risk etc).
    - Investors should be aware that the price of and income from the shares may rise and fall. Investors may not get back the full amount invested. Past performance is not necessarily indicative of future results.
  - The above information is for reference only and does not constitute any offer, solicitation, recommendation, advice or guarantee for the sale, subscription or transaction of any investment product or service to any person.
  - Investment involves risk. Generally, investors should only deal in financial products they are familiar with and the risks of which they understood. Risk statements described by financial products are not exhaustive. Investor should carefully consider their own investment experience, financial position, investment goal and risk tolerance and consult their own independent financial advisers to ensure whether the situation is suitable for them.
- The OFC has been authorised by the Securities and Futures Commission in Hong Kong (the "SFC"). SFC authorisation is not a recommendation or endorsement of the OFC nor does it guarantee the commercial merits of the OFC and its performance. It does not mean the OFC is suitable for all investors nor is it an endorsement of its suitability for any particular investor or class of investors. This document is issued by CASH Wealth Management Limited and has not been reviewed by the SFC.

## Investment Objective

- The investment objective of the fund is to seek medium to long term capital growth and income through investing in Hong Kong equity securities.\*
  - The fund will invest not less than 70% of its NAV in shares of listed companies and will also invest at least 70% of its NAV in HK Securities.
  - Up to 30% of the fund's NAV will invest into non-HK Securities, principally into Mainland China and the US with no more than 10% of the fund's NAV will be invested into Mainland China.
- \*Either (a) listed and traded in Hong Kong, or (b) unlisted, but is (i) issued by entities incorporated in Hong Kong; or (ii) entities which have significant operations in or assets in, or (iii) derive significant portion of revenue or profits from Hong Kong.

## Monthly Performance

| Class I | Jan    | Feb    | Mar    | Apr   | May    | Jun   | Jul   | Aug    | Sep    | Oct    | Nov    | Dec   | Total  |
|---------|--------|--------|--------|-------|--------|-------|-------|--------|--------|--------|--------|-------|--------|
| 2022    |        |        |        |       |        |       |       |        | -6.57% | -7.16% | 16.51% | 1.65% | 2.73%  |
| 2023    | 10.57% | -6.83% | -0.03% | 0.35% | -9.60% | 2.75% | 8.29% | -3.38% | 1.24%  | -3.65% | -0.85% | 0.02% | -1.44% |
| 2024    | -1.76% |        |        |       |        |       |       |        |        |        |        |       | -1.76% |


  

| Class I | 1 Month | 3 Month | 6 Month | YTD    | 1 Year  | Since Inception |
|---------|---------|---------|---------|--------|---------|-----------------|
| Fund    | -1.76%  | -1.30%  | -6.86%  | -1.76% | -12.43% | -0.53%          |

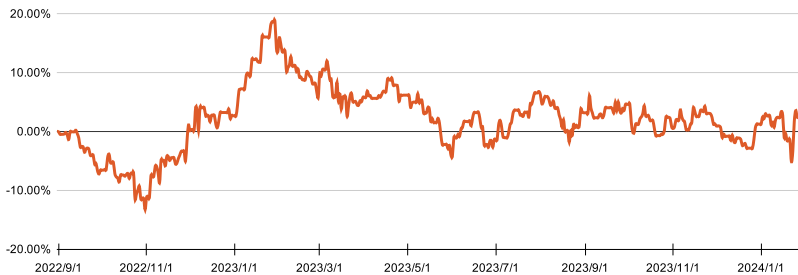
## Fund Manager



## Advisor to Manager



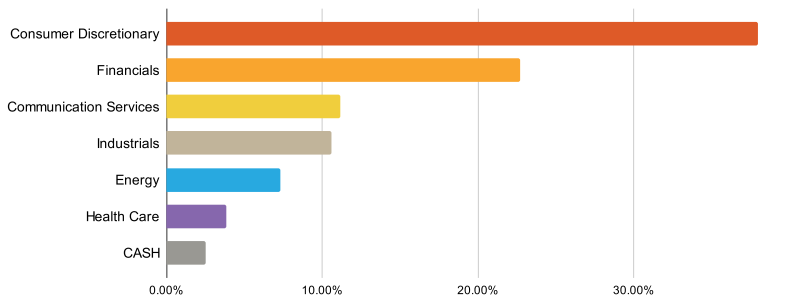
## Price Chart



**Disclaimer:** NAV to NAV, net income reinvested, net of fees, based on CASH Prime Value Equity OFC - Class I. Price of units may go down as well as up. Past performance is not indicative of future performance. Please refer to the relevant offering documents for fund details including risk factors. This material is issued by CASH Wealth Management Limited and has not been reviewed by the SFC. Performance is calculated from the share class's since launch date (31.08.2022).

|                       |                                   |
|-----------------------|-----------------------------------|
| Name                  | : CASH Prime Value Equity OFC     |
| Inception Date        | : 31 August 2022                  |
| Fund base currency    | : HKD                             |
| Place of registration | : Hong Kong                       |
| Product Type          | : Equity Fund                     |
| Fund Manager          | : CASH Wealth Management Limited  |
| Trustee               | : BOCI-Prudential Trustee Limited |
| Legal counsel         | : Sidley Austin                   |
| Auditor               | : Deloitte Touche Tohmatsu        |

## Industry Distribution



| Top 5 Holdings |                              |       |
|----------------|------------------------------|-------|
| 1              | CNOOC LTD                    | 7.34% |
| 2              | SINOTRUK HONG KONG LTD       | 7.33% |
| 3              | NEW ORIENTAL EDUCATION & TEC | 7.16% |
| 4              | CHINA MOBILE LTD             | 6.57% |
| 5              | CHINA GALAXY SECURITIES CO-H | 5.83% |

| ISIN<br>Bloomberg | Fund Base Currency                   |              |
|-------------------|--------------------------------------|--------------|
|                   | Class A                              | Class I      |
| ISIN              | HK0000862836                         | HK0000862844 |
| Bloomberg         | CPVEQQA HK                           | CPVEQOI HK   |
| Min Subscription  | HKD10,000                            | HKD2,000,000 |
| Subscription Fee  | Maximum of 5%                        |              |
| Management Fee    | 1.5%                                 | 1%           |
| Performance Fee   | 10%                                  | 8%           |
| Dealing Day       | Daily on each Hong Kong business day |              |
| Unit NAV          | 942.65                               | 994.68       |